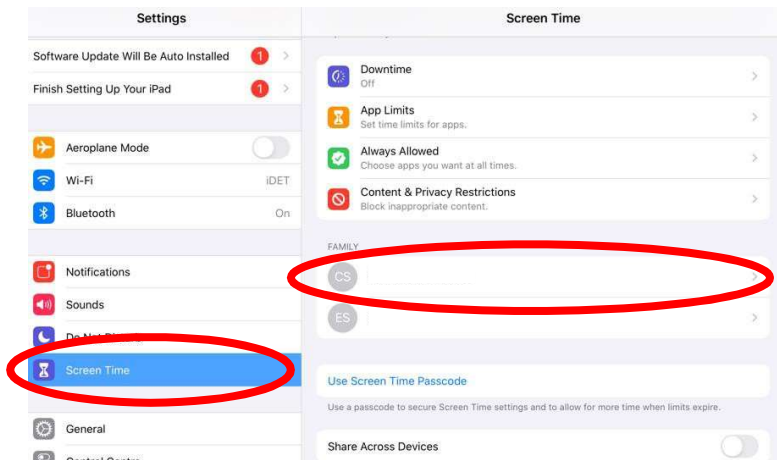




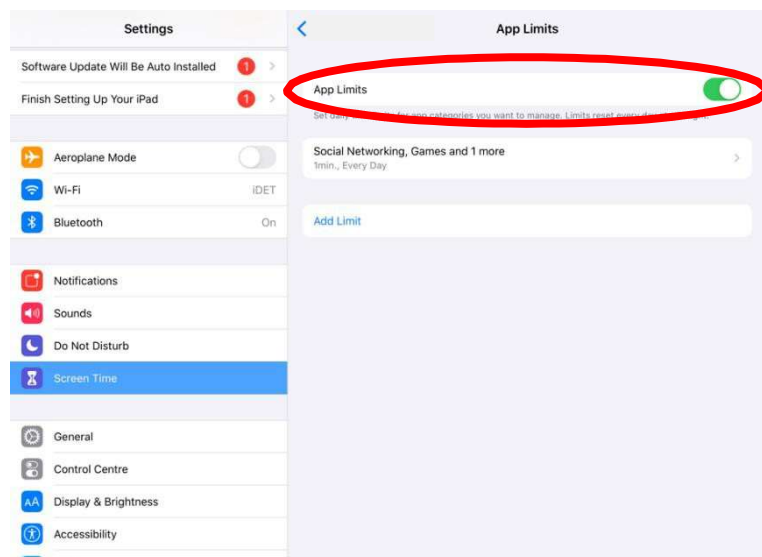
# Screen Time and Downtime

*(This is recommended but not required)*



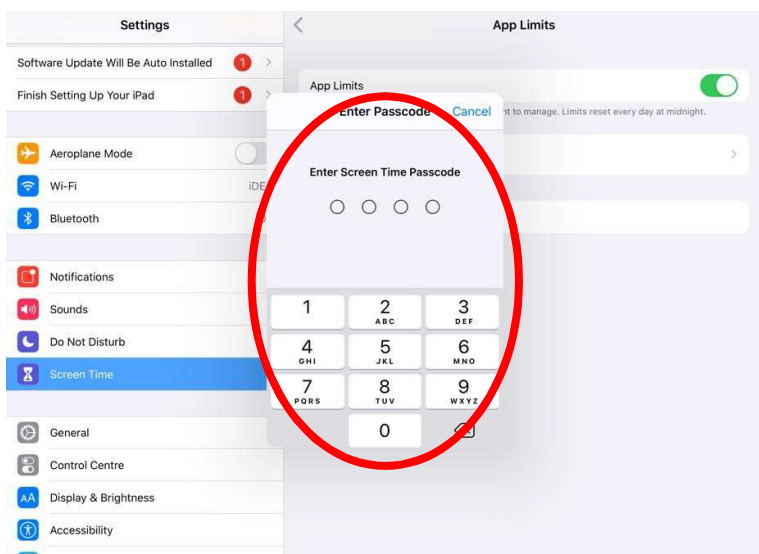
## Step 1.

- Select *Settings > Screen Time*  
> select your first child



## Step 2.

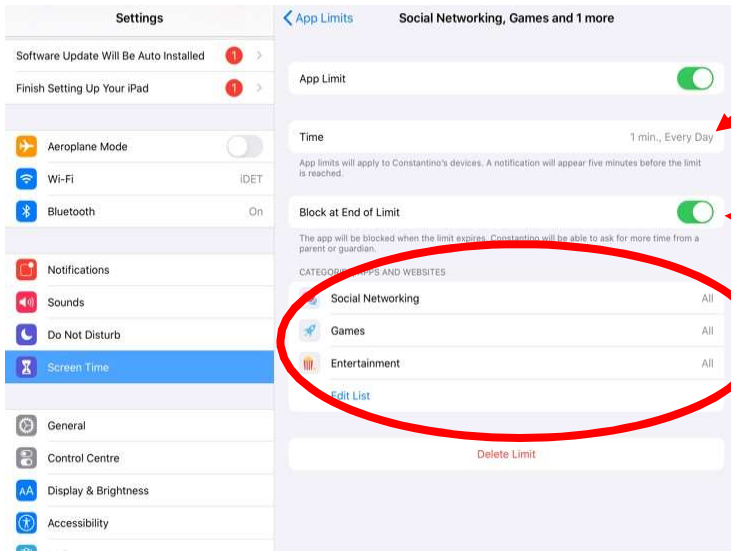
- Select *App Limits*



## Step 3.

- Enter the Screen Time passcode.

**REMEMBER** – children should not know this passcode as they go in and change the settings.



**Step 4.**

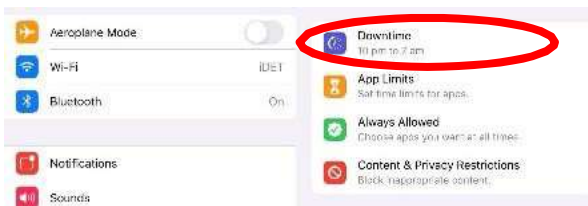
- Ensure Time is set for 1min,Every Day

**Step 5. IMPORTANT**

- Select “Block at End of Limit”  
*Otherwise your child will have unlimited access to these Apps*

**Step 6.**

- Edit Categories to be:
  - Social Networking
  - Games
  - Entertainment



Downtime is a feature to assist families at home to ensure children are getting the required rest hours.

**Start Downtime:** whatever hour after school you wish. Eg **6:00pm**

**Finish Downtime:** Whenever you wish your child to have access to their Apps before school starts. Eg **7:00am**

**Please Note:** “Block at End of Limit” option will not be available if there is no passcode, to have this option show, please select “Use Screen Time Passcode” and create a passcode that only you know (children should not know this passcode).

**If Screen Time is enabled the teacher must be given the pin code for it.**